

HARIYANA SHIP BREAKERS LTD

Date: 18th April 2015

To,
Dept. of Corporate Services
BSE Limited
P.J. Tower, Fort,
Mumbai-400 001.

Dear Sir/Madam,

Sub: Submission of Clause 35 on Shareholding Pattern of the Company for the quarter ended 31st March 2015

Ref.: Scrip ID: HRYNSHP ISIN: INE400G01011

With reference to the captioned subject, we are submitting herewith Clause 35 of the Shareholding Pattern of the Company under Listing Agreement for the quarter ended 31st March 2015.

Kindly take the said disclosure on your record and update the website accordingly.

Thanking you.

Yours faithfully,
For **Hariyana Ship Breakers Limited,**

Authorised Signatory



(1)(a) Statement showing ShareHolding Pattern

Name of the Company : Hariyana Ship Breakers Ltd.
Quarter Ended : 31-03-2015
Scrip Code : 526931



Partly paid-up Shares	No. of Partly paid-up Shares	As a % of total No. of Partly paid-up Shares	As a % of Total no. of Shares of the Company
Held by Promoters/ Promoters Group	0		
Held by Public	0		
TOTAL - D	0		

Outstanding Conv. Securities	No. of Outstanding Securities	As a % of Total no. of O/S Conv. Securities	As a % of Total no. of shares of the Co., assuming full conv.
Held by Promoters/ Promoters Group	0		
Held by Public	0		
TOTAL - E	0		

Warrants :	No. of Warrants	As a % of Total no. of Warrants	As a % of Total no. of shares of the Co., assuming full conv.
Held by Promoters/ Promoters Group	0		
Held by Public	0		
TOTAL - F	0		

Total paid-up Capital of the Company assuming full conv. Of warrants & securities	6166667
---	---------



Script Code : 526931

Quarter Ended : 31-03-2015

H G

Category code	Category of Shareholder	Number of Shareholders	Total number of shares	Number of shares held in dematerialized form	Total shareholding as a percentage of total number of shares		Number of Shares of otherwise encumbered	As a % of Total No. of Shares
					As a percentage of(A+B) ¹	As a percentage of (A+B+C)		
(A)	Shareholding of Promoter and Promoter Group							
1	Indian	9	4529814	4529814	73.456	73.456	0	0.000
a	Individual/Huf	0	0	0	0.000	0.000	0	0.000
b	Central/State Gov	0	0	0	0.000	0.000	0	0.000
c	Bodies Corporates	0	0	0	0.000	0.000	0	0.000
d	Fins / Banks	0	0	0	0.000	0.000	0	0.000
e	Any Other Specify	0	0	0	0.000	0.000	0	0.000
e-1		0	0	0	0.000	0.000	0	0.000
e-2		0	0	0	0.000	0.000	0	0.000
	Sub Total(A)1	9	4529814	4529814	73.456	73.456	0	0.000
2	Foreign							
a	Indy NRI/For Ind	0	0	0	0.000	0.000	0	0.000
b	Bodies Corporate	0	0	0	0.000	0.000	0	0.000
c	Institutions	0	0	0	0.000	0.000	0	0.000
d	Qualified For Inv.	0	0	0	0.000	0.000	0	0.000
e	Any Other Specify	0	0	0	0.000	0.000	0	0.000
e-1		0	0	0	0.000	0.000	0	0.000
e-2		0	0	0	0.000	0.000	0	0.000
	Sub Total(A)2	0	0	0	0.000	0.000	0	0.000
	Total Shareholding of Promoter and Promoter Group Total (A)= (A)1+(A)2	9	4529814	4529814	73.456	73.456	0	0.000
(B)	Public shareholding							
1	Institutions							
a	Mutual Funds	0	0	0	0.000	0.000	0	0.000
b	Fins / Banks	0	0	0	0.000	0.000	0	0.000
c	Central/State Govt	0	0	0	0.000	0.000	0	0.000
d	Venture Cap Fund	0	0	0	0.000	0.000	0	0.000
e	Insurance Comp(s)	0	0	0	0.000	0.000	0	0.000
f	Foreign Ins Invest	0	0	0	0.000	0.000	0	0.000
g	Foreign Ven Cap In	0	0	0	0.000	0.000	0	0.000




Scrip Code : 526931

H G


Quarter Ended : 31-03-2015

Category code	Category of Shareholder	Number of Shareholders	Total number of shares	Number of shares held in dematerialized form	Total shareholding as a percentage of total number of shares		Number of Shares pledged or otherwise encumbered	As a % of Total No. of Shares
					As a percentage of(A+B) ¹	As a percentage of (A+B+C)		
h	Qualified For. Inv.	0	0	0	0.000	0.000		
i	Any Other -Specify	0	0	0	0.000	0.000		
i-1		0	0	0	0.000	0.000		
i-2		0	0	0	0.000	0.000		
	Sub-Total (B)(1)	0	0	0	0.000	0.000		
B 2	Non-institutions							
a	Bodies Corporates	63	440277	438077	7.140	7.140		
b	Individuals	1714	751632	676732	12.189	12.189		
	(i) upto Rs 1-Lac	9	434094	434094	7.039	7.039		
	(ii) above Rs 1-Lac	0	0	0	0.000	0.000		
c	Qualified For. Inv.	3	1520	1520	0.025	0.025		
d	Any Other -Clf-Mem	0	0	0	0.000	0.000		
d-1		0	0	0	0.000	0.000		
d-2		0	0	0	0.000	0.000		
	-OCB	8	9330	9330	0.151	0.151		
	-NRI							
	Sub-Total (B)(2)	1797	1636853	1559753	26.544	26.544		
(B)	Total (B)=(B)(1)+(B)(2)	1797	1636853	1559753	26.544	26.544		
	TOTAL (A)+(B)	1806	6166667	6089567		100.000	0	0.000
(C)	Held by Custodians against Depository Receipts	0	0	0				
	PROMOTER & PRO GRP	0	0	0		0.000		
	PUBLIC	0	0	0		0.000		
	GRAND TOTAL (A)+(B)+(C)	1806	6166667	6089567		100.000	0	0.000




(1)(b) Statement showing holding of securities (including shares, warrants, convertible securities) of persons belonging to the category "Promoter and Promoter Group"

Sr. No.	Ref. No	Name of the shareholder	Total Shares held		Shares pledged or otherwise encumbered			Details of warrant		Details of convertible securities		Total shares (including underlying shares assuming full conversion of warrant and convertible securities) as a % of diluted share capital
			Number	As a % of grand total (A)+(B)+(C)	Number	% of Total Shares held	As a % of grand total (A)+(B)+(C)	Number of warrants held	As a % of total No of warrants of the same class	Number of convertible securities held	As a % of total No of convertible securities of the same class	
1	00022909	SHANTISARUP R. RENIWAL	80080	1.299	0	0.000	0.000	0	0.000	0	0.000	1.299
2	00027717	SANJEEV S. RENIWAL	438267	7.107	0	0.000	0.000	0	0.000	0	0.000	7.107
3	00027721	SHANTISARUP RENIWAL & SONS HUF	625178	10.138	0	0.000	0.000	0	0.000	0	0.000	10.138
4	00027793	UNNATTI R. RENIWAL	400000	6.486	0	0.000	0.000	0	0.000	0	0.000	6.486
5	00027814	SHALINI S. RENIWAL	123100	1.996	0	0.000	0.000	0	0.000	0	0.000	1.996
6	00027829	RAKESH S. RENIWAL	858230	13.917	0	0.000	0.000	0	0.000	0	0.000	13.917
7	00027945	SWEETY R. RENIWAL	51150	0.829	0	0.000	0.000	0	0.000	0	0.000	0.829
8	13991648	LALITADEVI S RENIWAL	414800	6.726	0	0.000	0.000	0	0.000	0	0.000	6.726
9	19029290	RAJEEV SHANTISARUP RENIWAL	1539009	24.957	0	0.000	0.000	0	0.000	0	0.000	24.957
Total Promoter & Promoter Group			4529814	73.456	0	0.000	0.000	0	0.000	0	0.000	73.456



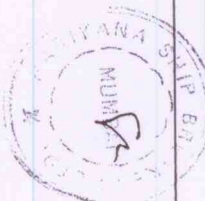
(1)(c) Statement showing holding of securities (including shares, warrants, convertible securities) of persons belonging to the category "Public" and holding more than 1% of the total number of shares

Sr. No.	Ref. Num	Name of the shareholder	Number of shares	Shares as a percentage of total number of shares i.e., Grand Total (A)+(B)+(C) indicated in Statement at para (I)(a) above}	Details of warrant		Details of convertible securities		Total shares (including underlying shares assuming full conversion of warrant and convertible securities) as a % of diluted share capital
					Number of warrants held	As a % of total No of warrants of the same class	Number of convertible securities held	As a % of total No of convertible securities of the same class	
1	AAACB2376F	BLACKSTONE PROPERTIES PVT. LTD.	86333	1.400	0	0.000	0	0.000	1.400
2	AAACHJ0828H	JAGDISH CHANDER BANSAL HUF	145288	2.356	0	0.000	0	0.000	2.356
3	ALPSS3739F	SANGEETHA S	103390	1.677	0	0.000	0	0.000	1.677
4	AAACW0509M	WEED INVESTMENT & FINANCE PVT. LTD.	294120	4.770	0	0.000	0	0.000	4.770
				0.000					
		Total	629131	10.202	0	0.000	0	0.000	10.203



(11)(a) Statement showing details of Depository Receipts (DRs)

Sr. No.	Ref-Num	Name of theHolder	Type of outstanding DR (ADRs, GDRs, SDRs, etc.)	Number of outstanding DRs	Number of shares underlying outstanding DRs	Shares underlying outstanding DRs as a percentage of total number of shares {i.e., Grand Total (A)+(B)+(C) indicated in Statement at para (1)(a) above}



(11)(b) Statement showing Holding of Depository Receipts (DRs), where underlying shares held by Promoter/Promoter Group are in excess of 1% of the total number of shares

Sr. No.	Ref-Num	Name of the DR Holder	Type of outstanding DR (ADRs, GDRs, SDRs, etc.)	Number of outstanding DRs	Number of shares underlying outstanding DRs	Shares underlying outstanding DRs as a percentage of total number of shares i.e., Grand Total (A)+(B)+(C) indicated in Statement at para (1)(a) above}

